

MONTHLY STATISTICAL BULLETIN

MAY 2021

Market capitalization: 203.342.113.142

Turnover: 472.874.001

Number of transactions: 1.523

MBI10: 5.277,88

↑4,12%

↓31,12%

↓9,40%

↑4,72%

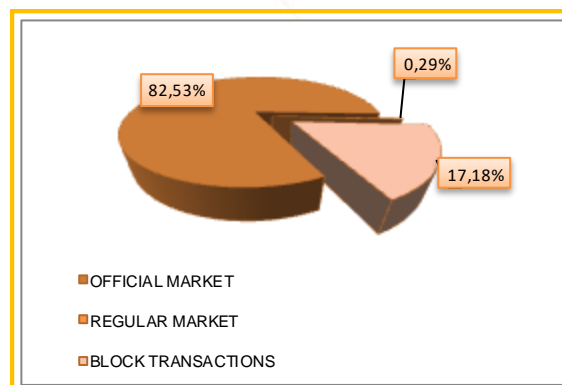
BASIC INDICATORS

TURNOVER (denars)	April 2021	May 2021	% of change
TRADING IN BEST	530.254.240	391.653.595	-26,14
SHARES	509.908.506	386.785.791	-24,15
BONDS	20.345.734	4.867.804	-76,07
OTHER SECURITIES	0	0	-
DAILY AVERAGE TURNOVER (denars)	25.250.202	21.758.533	-13,83
DAILY AVERAGE NUMBER OF TRANSACTIONS	80	84	5,00
BLOCK TRANSACTIONS	156.303.017	81.220.406	-48,04
PUBLIC AUCTIONS	0	0	-
PUBLIC OFFERING	0	0	-
TOTAL	686.557.257	472.874.001	-31,12
NUMBER OF TRANSACTIONS			
TRADING IN BEST	1.668	1.513	-9,29
BLOCK TRANSACTIONS	13	10	-23,08
PUBLIC AUCTIONS	0	0	-
PUBLIC OFFERING	0	0	-
TOTAL	1.681	1.523	-9,40
MARKET CAPITALIZATION (denars)			
MARKET CAPITALIZATION OF SHARES	195.297.583.962	203.342.113.142	4,12
OFFICIAL MARKET-SHARES	191.155.541.647	199.200.070.827	4,21
MARKET OF JOINT STOCK COMPANIES WITH SPECIAL REPORTING OBLIGATIONS	4.142.042.315	4.142.042.315	0,00
MARKET CAPITALIZATION OF BONDS	14.985.687.441	14.983.559.795	-0,01
MARKET CAPITALIZATION OF OTHER SECURITIES	312.645.375	312.516.978	-0,04
TOTAL MARKET CAPITALIZATION	210.595.916.779	218.638.189.914	3,82
MBI10	5.039,99	5.277,88	4,72
OMB	133,39	133,37	-0,01
NUMBER OF LISTED SECURITIES	98*	98*	0,00
NUMBER OF TRADING DAYS	21	18	-14,29

*The calculation includes the shares of Idevelop AD Skopje, ArceloMittal Skopje (HRM) AD Skopje and Blagoj Tufanov AD Radovish which are long term suspended from listing.

TURNOVER STRUCTURE

Market segment	Turnover (denars)	Turnover (EUR)	%	Number of transactions
OFFICIAL MARKET	390.283.633	6.341.275	82,53	1.500
REGULAR MARKET	1.369.962	22.243	0,29	13
BLOCK TRANSACTIONS	81.220.406	1.319.168	17,18	10
TOTAL	472.874.001	7.682.686	100,00	1.523



MONTHLY STATISTICAL BULLETIN

10 MOST LIQUID SHARES (Official market)

Issuer	Max (denars)	Min (denars)	Average price (denars)	Volume	Turnover (denars)	Turnover (EUR)	%	Num. of trans.	Market capitalization (denars)
Komercijalna banka Skopje	8.800,00	8.390,00	8.549,83	20.796	176.797.056	2.872.132	45,87	472	19.774.233.663
Alkaloid Skopje	16.000,00	14.901,00	15.379,77	3.717	57.338.000	931.659	14,88	198	22.548.404.393
Makpetrol Skopje	76.800,00	72.000,00	73.644,31	422	31.151.100	506.057	8,08	122	8.327.986.071
Makedonijaturist Skopje	4.690,00	4.366,00	4.510,29	6.260	27.605.818	448.896	7,16	78	2.093.903.610
NLB Banka AD Skopje	21.630,00	19.700,00	20.880,07	990	20.872.152	339.261	5,42	66	18.281.935.819
Granit Skopje	1.300,00	1.114,00	1.223,95	14.883	18.440.882	299.689	4,78	107	3.802.026.875
Stopanska banka Skopje	1.250,00	1.121,00	1.174,37	11.497	13.660.961	221.955	3,54	89	21.800.082.341
UNI Banka	2.800,00	2.550,00	2.621,99	3.011	7.968.513	129.472	2,07	48	1.476.059.475
Stopanska banka Bitola	3.195,00	3.010,00	3.049,11	2.620	7.929.130	128.792	2,06	45	1.178.795.655
Makstil Skopje	106,00	71,00	91,27	47.082	4.303.854	69.935	1,12	99	1.414.331.047
Rest				16.843	19.348.363	314.336	5,02	139	98.502.311.878
Total				128.121	385.415.829	6.262.186	100,00	1.463	199.200.070.827

TOP GAINERS / TOP LOSERS—OFFICIAL MARKET

Issuer	Average price (denars) 30.04.2021	Average price (denars) 31.05.2021	% of change
TOP GAINERS			
Tutunski kombinat Prilep	155,00	250,00	61,29
Makstil Skopje	71,00	96,72	36,23
RZ Uslugi Skopje	52,00	59,00	13,46
Granit Skopje	1.101,07	1.237,89	12,43
OKTA Skopje	3.476,00	3.800,00	9,32
TOP LOSERS			
Ading Skopje	750,00	633,00	-15,60
Skopski Pazar Skopje	6.141,00	5.300,00	-13,69
Beton Skopje	5.000,00	4.448,08	-11,04
Replek Skopje	113.839,00	107.039,00	-5,97
Fersped Skopje	67.999,00	66.100,00	-2,79

OVERVIEW OF THE TRADING WITH BONDS

	HIGH (%)	LOW (%)	Last daily average price (%)	Last trading day	Volume	Turnover (denars)	Turnover (EUR)	Yield to maturity *
Government bonds-denationalization XVII issue (RMDEN17)	99,70	99,50	99,60	25.5.2021	5.975	366.203	5.954	2,12%
Government bonds-denationalization XVIII issue (RMDEN18)	99,20	99,20	99,20	14.5.2021	1.931	117.906	1.916	2,21%
Government bonds-denationalization XIX issue (RMDEN19)	99,80	99,70	99,70	27.5.2021	71.408	4.383.695	71.219	2,07%

* The model for calculation of annual average yield to maturity is adapted to the characteristics of the bonds. Calculation date is 31.05.2021 using the last average price of the bonds.

MONTHLY STATISTICAL BULLETIN

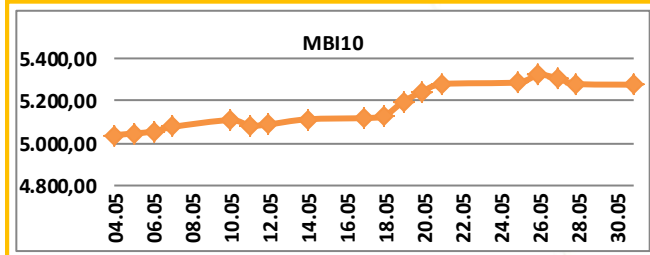
MBI10

Value at 31.05.2021 **5.277,88**

MAX Value in May (26.05.2021) 5.325,18

MIN Value in May (04.05.2021) 5.037,26

% of change from 30.12.2020 12,18%

All about MBI10 on: <http://www.mse.com.mk/Indicies.aspx?Index=MBI10>

Composition of MBI10	Turnover (denars)	Volume	Num. of trans.	Last average price	% of monthly change of price
Alkaloid AD Skopje	60.008.000	3.895	199	15.753,21	5,22
Granit AD Skopje	58.200.882	47.883	112	1.237,89	12,43
Komercijalna banka AD Skopje	183.543.862	21.599	473	8.676,46	2,88
Makpetrol AD Skopje	31.151.100	422	122	74.104,27	0,84
Makedonijaturist AD Skopje	27.605.818	6.260	78	4.630,00	8,94
Stopanska banka AD Skopje	13.660.961	11.497	89	1.248,56	8,62
TTK banka AD Skopje	1.689.500	1.136	16	1.515,00	1,00
Makedonski Telekom AD Skopje	2.539.625	7.456	25	351,20	6,42
Stopanska banka AD Bitola	7.929.130	2.620	45	3.015,00	-0,99
NLB Banka AD Skopje	20.872.152	990	66	21.405,89	6,36

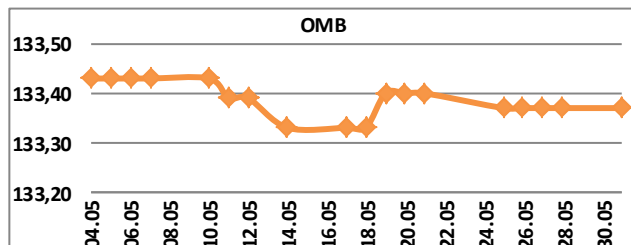
OMB

Value at 31.05.2021 **133,37**

MAX Value in May (05.05.2021) 133,43

MIN Value in May (14.05.2021) 133,33

% of change from 30.12.2020 0,27%

All about OMB on: <http://www.mse.com.mk/Indicies.aspx?Index=OMB>

Composition of OMB	Turnover (denars)	Volume	Num. of trans.	Last average price	% of monthly change of price
Government bonds-denationalization XI issue (RMDEN11)		0	0	99,50	0,00
Government bonds-denationalization XII issue (RMDEN12)		0	0	99,50	0,00
Government bonds-denationalization XIII issue (RMDEN13)		0	0	99,70	0,00
Government bonds-denationalization XIV issue (RMDEN14)		0	0	99,00	0,00
Government bonds-denationalization XV issue (RMDEN15)		0	0	99,00	0,00
Government bonds-denationalization XVI issue (RMDEN16)		0	0	99,50	0,00
Government bonds-denationalization XVII issue (RMDEN17)	366.203	5.975	6	99,60	0,10
Government bonds-denationalization XVIII issue (RMDEN18)	117.906	1.931	3	99,20	-0,30
Government bonds-denationalization XIX issue (RMDEN19)	4.383.695	71.408	28	99,70	0,00



MONTHLY STATISTICAL BULLETIN

MBI10 LISTED COMPANIES RATIOS

Issuer	P/E Ratio ¹	Dividend yield ²	Foreign investors participation in May 2021	Foreign investors participation in April 2021	Change
Alkaloid AD Skopje	19,37	2,53%	2,86%	2,86%	0,00%
Granit AD Skopje	67,52	1,33%	3,30%	3,38%	-0,08%
Komercijalna banka AD Skopje	10,23	6,92%	2,50%	2,53%	-0,03%
Makpetrol AD Skopje	23,86	2,70%	1,33%	1,33%	0,00%
Makedonijaturist AD Skopje	-	0,00%	0,81%	0,81%	0,00%
Stopanska banka AD Skopje	11,15	0,00%	92,37%	92,37%	0,00%
TTK banka AD Skopje	15,03	5,94%	1,16%	1,16%	0,00%
Makedonski Telekom AD Skopje	16,73	5,28%	1,49%	1,48%	0,01%
Stopanska banka AD Bitola	14,82	0,00%	2,03%	2,03%	0,00%
NLB banka AD Skopje	10,97	0,00%	87,72%	87,72%	0,00%

[1] Share price at last day of trading in currently month, / Earnings per share

[2] The ratios are calculated using the data from the last published Audited financial reports and last paid dividend.

* The calculation was made with the amount of dividend that Komercijalna Banka AD Skopje and TTK Banka AD Skopje adopted at the shareholders' meeting. The payment of dividend is conditioned by the termination of the "Decision on temporary limitation of the distribution and payment of dividends to bank shareholders." adopted by the NBRSM.

FOREIGN INVESTORS—OFFICIAL MARKET

May 2021	Foreign Legal investors May 2021	Foreign private investors May 2021	Total Foreign entities May 2021	Total Foreign entities April 2021	Change
Shares ^[3]	35,14%	1,18%	36,32%	36,32%	0,00%
Denationalization bonds ^[4]	0,13%	0,07%	0,20%	0,20%	0,00%
Continuous government bonds ^[5]	0,09%	0,00%	0,09%	0,09%	0,00%

[3] Data as last day of trading in currently month according to the Central Securities Depository, regarding the participation of the foreign investors in the number of shares.

[4,5] Data as last day of trading in currently month according to the Central Securities Depository, regarding the participation of the foreign investors in the total nominal value of bonds.

FOREIGN AND DOMESTIC INVESTORS IN THE TOTAL TURNOVER [6]

	BUYING % of total	SELLING % of total
Foreign private investors	0,16%	1,57%
Foreign Legal investors	0,63%	1,13%
Total Foreign Legal entities	0,79%	2,70%
Domestic private investors	77,75%	55,06%
Domestic Legal investors	21,46%	42,25%
Total Domestic Legal entities	99,21%	97,30%

[6] Data as last day of trading in currently month according to the Central Securities Depository, regarding the participation of the foreign and domestic investors in the total turnover.

TURNOVER PER MEMBERS / in denars

Member	Code	Trading in BEST system	% of trading in BEST sys.	Block (denars)	% block	Public auctions	% of Public auctions	Public offering	% of Public offering	Total
Komercijalna banka AD Skopje	KB	216.733.975	27,67	20.040.000	12,34	0	0,00	0	0,00	236.773.975
Eurohaus AD Skopje	EH	148.897.147	19,01	63.653.200	39,19	0	0,00	0	0,00	212.550.347
ILIRIKA INVESTMENTS AD Skopje	IL	139.498.324	17,81	45.373.612	27,93	0	0,00	0	0,00	184.871.936
TTK Banka Skopje	TK	81.661.065	10,43	5.340.000	3,29	0	0,00	0	0,00	87.001.065
Fersped Broker AD Skopje	FR	27.567.813	3,52	28.034.000	17,26	0	0,00	0	0,00	55.601.813
INVESTBROKER AD Skopje	MI	52.285.204	6,67	0	0,00	0	0,00	0	0,00	52.285.204
NLB Banka AD Skopje	TN	42.312.330	5,40	0	0,00	0	0,00	0	0,00	42.312.330
Stopanska banka AD Skopje	SB	38.337.145	4,89	0	0,00	0	0,00	0	0,00	38.337.145
INOVO BROKER AD Skopje	IN	28.959.961	3,70	0	0,00	0	0,00	0	0,00	28.959.961
Sparkase banka AD Skopje	SP	7.054.225	0,90	0	0,00	0	0,00	0	0,00	7.054.225
Total		783.307.189	100,00	162.440.812	100,00	0	100,00	0	100,00	945.748.001

Turnover via BEST system and turnover in block trades is calculated on the basis of double counting, in order to include the executed cross trades by the MSE members in the structure of the overall MSE turnover. As since July 13, during the government auctions on the selling side there is no brokers (i.e. MSE performs this role), the turnover derived from government auctions is still calculated on the basis of single counting.



MONTHLY STATISTICAL BULLETIN

AS A REMINDER

The product of the Macedonian Stock Exchange **BESTNET ANALYTICS** is a modern internet service that helps investors in building well-founded investment strategies and in bringing valuable investment decisions.

BESTNET ANALYTICS contains:


- Data for more than **100** companies traded on the Macedonian Stock Exchange
- More than **70** different financial indicators of companies and more than **40** indicators for banks
- Monitoring and comparing the values for the last **3** years
- Tracking results by quarters
- Data in den, euros and dollars
- Data for paid dividends from companies for the last **4** years
- Data for the major shareholders of the company
- Data for management bodies of the company
- Data for related companies
- Comparison and monitoring of a large number of financial indicators
- Monitoring indicators by sectors and industries
- Graphic display of technical indicators
- Over **40** technical indicators and oscillators
- Monitoring of investments, determining their current value
- Calculation of gains / losses from unrealized transactions
- Calculation of gains / losses from trades executed
- Simulated portfolios

Шифра на XB	Датум на трансакција	Број на трансакција	Количина	Куповна вредност - вкупно (во ден.)	Датум на последна цена	Последна просечна цена	Вкупна вредност (во ден.)	Нереализирана добитка / загуба (во ден.)	% промена од вкупна вредност на XB	% од вредноста на вкупните вложувања
GRNT	17.02.2009	X52515136	600,00	360.000,00	11.06.2009	600,00	391.866,00	1.800.000,00	133,33%	3,74%
TELE	11.06.2009	1235649	600,00	360.000,00	21.01.2008	600,00	391.866,00	31.866,00	8,85%	1,00%
скратен преглед на поединечна трансакција										
Македонски Телеком Скопје (TELE)										
Тип на хартија	Share		Куповна вредност - вкупно (во ден.)		Датум на последна цена		360.000,00		21.01.2008	
Датум на трансакција	11.06.2009		Последна просечна цена		600,00		391.866,00		0,00	
Број на трансакција	1235649		Нето вредност (во ден.)		0,00 MKD		391.866,00		8,85%	
Количина	600,00		Акмулирана камата (во ден.)		360.000,00		Нереализирана добитка / загуба (во ден.)		31.866,00	
Куповна цена (во ден.)	600,00		Вкупна вредност (во ден.)		0,00		% промена од купувања на XB		1,00%	
Номинална вредност	0,00 MKD		Куповна вредност (во ден.)		360.000,00		% промена од купувања на XB		8,85%	
Куповна вредност (во ден.)	360.000,00		Нереализирана добитка / загуба (во ден.)		31.866,00		% од вредноста на вкупните вложувања		1,00%	
Купена акумул. камата (во ден.)	0,00		Трансакциони трошоци (во ден.)		500,00					
Трансакциони трошоци (во ден.)	500,00									
детален преглед на поединечна трансакција										
P.Македонија - денационализација 01 (PMDE01)										
Тип на хартија	Bond		Куповна вредност - вкупно (во ден.)		Датум на последна цена		107.092,08		27.11.2007	
Датум на трансакција	11.07.2008		Последна просечна цена		85,00		116.662,50		10,05%	
Број на трансакција	1919		Нето вредност (во ден.)		6.614.520,00		11.198,57		0,30%	
Количина	2.250,00		Акмулирана камата (во ден.)		1.228,85		Вкупна вредност (во ден.)		117.888,35	
Куповна цена (во %)	77,50		Куповна вредност (во ден.)		106.689,77		Нереализирана добитка / загуба (во ден.)		11.198,57	
Номинална вредност	1,00 EUR		Купена акумул. камата (во ден.)		402,31		% промена од купувања на XB		10,05%	
Куповна вредност (во ден.)	106.689,77		Нереализирана добитка / загуба (во ден.)		11.198,57		% од вредноста на вкупните вложувања		0,30%	
Купена акумул. камата (во ден.)	402,31		Трансакциони трошоци (во ден.)		500,00					
Трансакциони трошоци (во ден.)	500,00									
TOTAL			36.067.092,08				62.684.319,35		26.617.629,57	
									100,00%	

Опис на XB	Податоци од тргувањето
Лазарен сегмент	Официјален пазар
Лазарен подсегмент	Берзанска котација - обични акции
Тип на XB	Обични акции
ISIN број	MKALKA101011
Вкупни издадени XB	1431353
Шифра на XB	ALK
Номинална вредност	25,56 EUR
Дејења на цената и прометот	
Највисока цена во посл. 52 недели	4.599,00
Најниска цена во посл. 52 недели	3.799,00
% промена во посл. 30 дена	8,48%
% промена во посл. 3 месеци	6,98%
% промена во посл. 6 месеци	0,80%
% промена во посл. 1 година	-4,07%
Просечен дневен промет во посл. 30 дена	645.146,23
Просечен дневен промет во посл. 3 месеци	812.362,12
Просечен дневен промет во тековната година	626.836,29
Просечен дневен промет во посл. 52 недели	1.304.591,88
Показатели по акција за издавачот	
Коefициент цена / добитка	10,43
Дивиденден принос	3,98%
Коefициент цена / Книговодствена вредност по акција	0,91
Коefициент цена / Акмулирана добитка по акција	2,62
Коefициент цена / приходи од продажба	1,01
Коefициент цена / парични прилими од оперативни активности	13,59
Коefициент цена / оперативна добитка	8,93
Коefициент цена / EBITDA	6,35
Највисок P/E во посл. 52 недели	11,46
Најнисок P/E во посл. 52 недели	9,47
Нето добитка по акција за посл. 12 месеци	430,59
Коefициент цена / добитка за посл. 12 месеци	9,77

For more information on : www.bestnet.com.mk

ПРАКТИЧНОСТ ВО 3 ЧЕКОРИ



Во промотивниот период до 31.12.2020 година,
бесплатно дигитализирајте до две Mastercard® картички.

www.komray.mk



КомРау. Твојот мобилен паричник



комерцијална Банка АД Скопје

www.kb.com.mk контакт центар: (02) 3 296 800



МАКЕДОНСКА БЕРЗА
MACEDONIAN STOCK EXCHANGE